

Shark™ QUICK START GUIDE

804106616

Please be sure to read and save the warnings on other side prior to using your unit.

IMPORTANT SAFETY INSTRUCTIONS

HOUSEHOLD USE ONLY • READ ALL INSTRUCTIONS BEFORE USE

This appliance has a polarized plug (one blade is wider than the other). To reduce the risk of electric shock, this plug is intended to fit in a polarized outlet only one way. If the plug does not fit fully in the outlet, reverse the plug. If it still does not fit, contact a qualified electrician. Do not attempt to defeat this safety feature. Unplug or disconnect the appliance from the power supply before servicing.

⚠ WARNING

TO REDUCE THE RISK OF FIRE, ELECTRIC SHOCK, OR INJURY:

GENERAL WARNINGS

- DO NOT** operate any fan with a damaged cord or plug. Discard fan or return to an authorized service facility for examination and/or repair.
 - DO NOT** run cord under carpeting. **DO NOT** cover cord with throw rugs, runners, or similar coverings. **DO NOT** route cord under furniture or appliances. Keep cord away from high traffic areas and place cord where it will not be tripped over.
 - If the power cord is damaged, it must be replaced by the manufacturer, its service agent, or similarly qualified persons in order to avoid a hazard.
 - This appliance is not intended for use by anyone (including children) with reduced physical, sensory or mental capabilities, or lack of experience and knowledge, unless they have been given supervision or instruction concerning use of the appliance by a person responsible for their safety.
- DO NOT** use if airflow is restricted. If the air paths become blocked, turn the appliance off and unplug from electrical outlet. Remove all obstructions before you plug in and turn on the unit again.
 - DO NOT** use if appliance is not working as it should, or has been dropped, damaged, left outdoors, or dropped into water.
 - DO NOT** place appliance on unstable surfaces such as chairs or other furniture.
 - DO NOT** use in the following areas:
 - Wet or damp surfaces
 - Outdoor areas
 - Spaces that are enclosed and may contain explosive or toxic fumes or vapors (lighter fluid, gasoline, kerosene, paint, paint thinners, mothproofing substances, or flammable dust)
 - Turn off all controls before plugging in or use unplugging the appliance.
 - Unplug from electrical outlet when not in use and before any maintenance or cleaning.
 - Hand wash with soapy water only. Washing with cleaning chemicals could damage the unit.
 - Make sure filter is in place after routine maintenance.
 - Not suitable for use with solid-state speed controls.

USE WARNINGS

- Children should be supervised to ensure that they **DO NOT** play with the appliance.
- Cleaning and user maintenance shall not be made by children without supervision.
- Prior to cleaning or other maintenance, the appliance must be unplugged from the electrical outlet.
- DO NOT** handle plug or appliance with wet hands.
- DO NOT** use without filter in place.
- Only use Shark™ branded filters and accessories.
- DO NOT** damage the power cord:
 - DO NOT** pull or carry appliance by the cord or use the cord as a handle.
 - DO NOT** unplug by pulling on cord. Grasp the plug, not the cord.
 - DO NOT** stand the appliance on the power cord, close a door on the cord, pull the cord around sharp corners, or leave the cord near heated surfaces.
- DO NOT** use with any opening blocked; keep free of dust, lint, hair, and anything that may reduce airflow.

REMOTE BATTERY WARNINGS

- Dispose of batteries properly. Keep batteries away from children at all times. Even used batteries can cause injury.
- ⚠ WARNING: Chemical Burn Hazard. Keep batteries away from children.**
- This product contains a lithium button/coin cell battery. If a new or used lithium button/coin cell battery is swallowed or enters the body, it can cause severe internal burns and can lead to death in as little as 2 hours. When not changing batteries, keep the battery compartment completely closed. If the battery compartment does not close securely, stop using the product, remove the batteries, and keep them away from children. If you think batteries might have been swallowed or placed inside any part of the body, seek immediate medical attention.

READ AND SAVE THESE INSTRUCTIONS

RECOMMENDATIONS

QUESTIONS? WE'VE GOT YOU COVERED.
Air quality fluctuates. It just depends on what you introduce into your home. Our built-in sensors will be tracking fluctuation for you, in real-time.


LOWER AIR QUALITY HAPPENS.
Here are some examples of how.

- Cooking
- Burning food
- Dust
- Smoke
- Pollen
- Cleaning products


TRY THESE TIPS TO ENSURE CLEAN AIR CONFIDENCE.

- Run on auto mode**-it'll adjust fan speeds automatically. As air quality decreases, the fan speed will increase. Plus, you'll get the longest filter life.
- Don't wash your filter**-they're designed to perform optimally for 6-12 months on their own.

SETTING UP YOUR UNIT



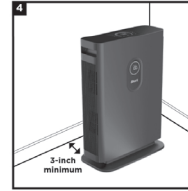
1. Press the two tabs near the top of the filter cover to remove it, then pull out the filter from the air purifier.



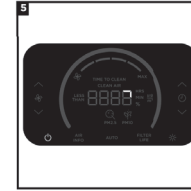
2. Take the filter out of its packaging, then insert it back into the unit. **DO NOT** run the air purifier unless the filter is removed from its packaging.



3. With the filter reinstalled, replace the filter cover. Press until it clicks into place.



4. Set up the unit on a level floor surface, at least 3 inches away from walls. Plug unit in and power on.



5. The air purifier will begin to measure the air quality in the room, indicated by the rotating lights. After a few seconds, the unit will display the current air quality.

PRINTED IN MEXICO / SC: 05-05-2022
SHNMDL:HE400_B / 1P / Elbrd:J.E.
OBPN:HE400Series_IB_Sheet_E_MP_Mv3_210224



804106616

